

# polytec

**THERMOLAMINATED** vinyl doors & panels



Create your look



**Polytec's** beautifully crafted range of **THERMOLAMINATED** vinyl doors and panels will add character and opulence to your home. From the elegance of sleek minimalism through to the traditional look of country style doors, **polytec** can supply a style that will suit your kitchen design.

**THERMOLAMINATED** vinyl doors and panels are made from 18mm moisture resistant MDF, formed on the face and edges with a durable and decorative

surface. The result is a stylish fully profiled door with an excellent resistance to impact. The thermoformed surface makes it resistant to all the usual knocks and bumps of a busy household. Your kitchen will remain a showpiece for years to come.

All **polytec** timberprint doors have matching matt melamine backs. This unique feature enhances the natural and realistic look of the timberprint design.

THERMOLAMINATED Guilford vinyl doors in Alabaster and Noosa Cherry Gloss  
LAMINATE open shelf in Alabaster Texture











**THERMOLAMINATED** vinyl doors and panels are offered in a comprehensive range of colours, profiles and surface finish options. Our stunning gloss finish is available in both solid colours and timberprints which are a classic choice in today's modern kitchen design. All surfaces, being non-porous and easy to clean, will retain their beauty for years to come.

**THERMOLAMINATED** vinyl doors and panels are designed to be complementary. This makes it easy to co-ordinate your favourite shades and finishes with **polytec's LAMINATE** and bench top range, **MELAMINE** doors and panels and **ALUMINIUM** framed glass doors. **Polytec** colours and finishes work in harmony with each other and allow you to create a fashionable kitchen that is right for you.





**THERMOLAMINATED** Manchester vinyl doors in Alabaster and Onyx Fineline Gloss  
**LAMINATE** bench top in Urban Slate Matt  
**ALUMINIUM** doors in 42mm Satin Aluminium frame with Starphire White glass





THERMOLAMINATED Hanoi vinyl doors in Antique Ashgrain  
LAMINATE bench top in Kirra Stone Matt







THERMOLAMINATED Manchester vinyl doors in Classic White Gloss  
ALUMINIUM framed glass doors in 42mm Satin Aluminium



THERMOLAMINATED vinyl modesty panel in Ultra White Gloss  
CREATEC doors in New Barron Alder

Stylish, functional and simple, **THERMOLAMINATED** vinyl doors and panels are suitable for any internal joinery application including vanities, wardrobes, custom built furniture, storage units and laundry cupboards.

Our 7-year warranty on all **polytec** manufactured doors ensures against workmanship and manufacturing defects, giving you complete peace of mind, quality and value when choosing **THERMOLAMINATED** vinyl doors and panels.

# minimal profile... Style I



Manchester **G**  
**EM0**



Classic White Gloss




Guilford **G**  
**EM9**  
**R 3mm**



New Barron Alder Matt




Vienna **G**  
**EM1**  
**R 6mm**



New Nepean Beech Gloss



Kiama **G**  
**EM12**



Antique Gloss


**G** = Gloss - Style available in gloss **EM** = Edge Mould **R** = Radius  
Cross section diagrams not drawn to scale



# minimal profile... Style I



Munich **G**  
**EM3**



Ultra White Gloss



Paterson **G**  
**EM7**



Snowgum Gloss




Softline **G**  
**EM8**



Oxley Walnut Matt



Brussels **G**  
**EM2**



Café Cream Texture

**G** = Gloss - Style available in gloss **EM** = Edge Mould **R** = Radius

Cross section diagrams not drawn to scale



Hamilton **G**  
**EM5**



Ultra White Gloss



Napoli **G**  
**EM6**



Noosa Cherry Gloss



Kunda\* **G**  
**EM1** (L+R only)  
**R** 6mm



Plantation Zebrano Gloss



Sanda\* **G**  
**EM1** (L+R only)




Light Beige Texture

**G** = Gloss - Style available in gloss **EM** = Edge Mould **R** = Radius


Cross section diagrams not drawn to scale

\* These designs have profiles on 2 sides only. Top and bottom of the doors have a 3mm radius.

# soft profile... Style 2



**Monterey**  
**EM9** (only)  
**R** 3mm



Antique Texture



**Calcutta**  
**EM1**  
**R** 6mm



Porcelain Matt



**Croydon**  
**EM9**  
**R** 3mm



New Nepean Beech Matt



**Dorrigo**  
**EM9**  
**R** 3mm



Caraway Texture

**G** = Gloss - Style available in gloss **EM** = Edge Mould **R** = Radius  
 Cross section diagrams not drawn to scale





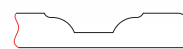
Preston **G**  
**EMI**  
**R** 6mm



Chocolate Gloss



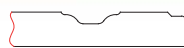
Wellington **G**  
**EMI**  
**R** 6mm



Warrego Pear Matt



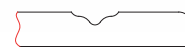
Yass **G**  
**EM2**



Noosa Cherry Matt



Hanoi **G**  
**EMI**  
**R** 6mm



Antique Ashgrain

**G** = Gloss - Style available in gloss **EM** = Edge Mould **R** = Radius  
Cross section diagrams not drawn to scale

# soft profile... Style 2



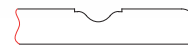
Denmark **G**  
**EMI**



Gunship Metallic Gloss



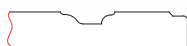
Albury **G**  
**EMI**  
**R** 6mm



Classic White Ashgrain



Bendigo **G**  
**EM2**



Porcelain Texture



Auckland  
**EMI**  
**R** 6mm

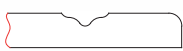


Cappuccino Matt

**G** = Gloss - Style available in gloss **EM** = Edge Mould **R** = Radius  
Cross section diagrams not drawn to scale



Cleveland **G**  
**EM1**  
**R** 6mm



Snowgum Texture



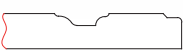
Bathurst **G**  
**EM2**



New Antique White Texture



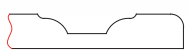
Lithgow **G**  
**EM2**



Murchison Pear Gloss



Cairo **G**  
**EM1**  
**R** 6mm



Designer White Texture

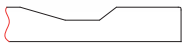
**G** = Gloss - Style available in gloss **EM** = Edge Mould **R** = Radius  
Cross section diagrams not drawn to scale



# sharp profile... Style 3



Sofia **G**  
**EM0**



Porcelain Gloss



Corfu **G**  
**EM0**



Malt Gloss



Atlanta **G**  
**EM2**



Café Cream Gloss



Argentina **G**  
**EM6**



Cappuccino Gloss

**G** = Gloss - Style available in gloss **EM** = Edge Mould **R** = Radius  
Cross section diagrams not drawn to scale



Beirut **G**  
**EM2**



Mountain Pepper Gloss



Dublin **G**  
**EM2**



New Antique White Gloss



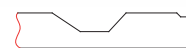
Valencia **G**  
**EMI**  
**R 6mm**



Alabaster Texture



Chesterfield **G**  
**EM2**



Camembert Gloss

**G** = Gloss - Style available in gloss **EM** = Edge Mould **R** = Radius  
Cross section diagrams not drawn to scale

# sharp profile... Style 3



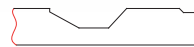
Rio **G**  
EM6



Alabaster Gloss



Copenhagen **G**  
EM2



Merlot Texture



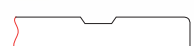
Edinburgh **G**  
EMI  
R 6mm



New Barron Alder Gloss



Broadway **G**  
EM9  
R 3mm



Silver Metallic Gloss

**G** = Gloss - Style available in gloss **EM** = Edge Mould **R** = Radius

Cross section diagrams not drawn to scale



Bali **G**  
**EM2**



Camembert Texture



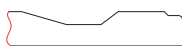
Lima **G**  
**EM2**



Murchison Pear Matt



Seattle **G**  
**EM2**



Warrego Pear Gloss



Seoul **G**  
**EM6**



Antique Matt

**G** = Gloss - Style available in gloss **EM** = Edge Mould **R** = Radius  
Cross section diagrams not drawn to scale

detailed profile... Style 4



**Ballarat**  
**EM2**



Classic White Matt



**Grafton**  
**EM2**



Malt Matt



**Bowral**  
**EM2**



Kiewa Cherry Matt



**Macquarie**  
**EM2**

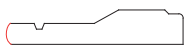


Mountain Pepper Texture





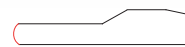
Tamworth  
**EM2**



Ultra White Texture



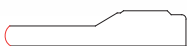
Lismore  
**EM7**



Noosa Cherry Matt



Woongarra  
**EM2**



Snowgum Matt



Dural  
**EM9** (only)  
**R 3mm**



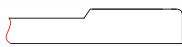
Alabaster Matt

**EM** = Edge Mould **R** = Radius  
Cross section diagrams not drawn to scale

# detailed profile... Style 4



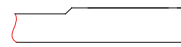
**Cammeray**  
EM9  
R 3mm



Café Cream Matt



**Manhattan**  
EM9  
R 3mm




Malt Texture



**Bayswater**  
EM2



Classic White Texture



**Broome**  
EM2



Avon Beech Matt

EM = Edge Mould R = Radius

Cross section diagrams not drawn to scale

# door frames

Polytec's **THERMOLAMINATED** vinyl door frames will give your kitchen cabinetry an open, spacious feel and provide a unique display area to show off much loved ornaments or kitchen accessories. The addition of either square or arched colonial frames will provide a more traditional look to your kitchen design and add a point of difference to the room.

When using frames the use of **MELAMINE** colours on the inside of your cabinets will ensure a consistent look throughout your kitchen.



Door frame 1



Door frame 6



Door frame 4



Door frame 8

## SHELVING

Open shelf unit with Federation Capping



**Polytec** helps you integrate shelving units into your kitchen by providing **THERMOLAMINATED** vinyl panels in matching colours. Shelving in your kitchen is another way of re-styling your kitchen, as ornaments and books can be rotated to evoke different moods and styles.

## CAPPING

Bullnose Capping



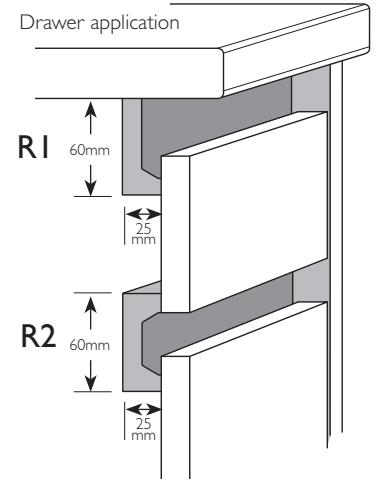
**Polytec** Capping is made in the same colours as our **THERMOLAMINATED** vinyl doors, and creates the perfect finish to your cupboards, with either a federation, or modern bull nose profile.

## HEAT DEFLECTOR



Flush mounted ovens are often not designed to deflect heat away from surrounding surfaces. **polytec** offer metal heat deflector strips for use where such ovens are alongside **THERMOLAMINATED** vinyl doors and panels. Please note that if heat deflector strips are not used, warranty will be void.

## RECESSED RAILS



**When ordering:**  
 R1 denotes L shaped recessed rail.  
 R2 denotes C shaped recessed rail.

Drawings not drawn to scale.

Minimalist and handle-free doors and drawers are the latest trends in kitchen design. To create a modern space with flowing horizontal lines **polytec** now offer a range of recessed rails to match our **THERMOLAMINATED** vinyl doors and panels.

## ROLLER SHUTTERS



Roller Shutters provide handy storage for bench top appliances, that can be easily accessed as required, or quickly concealed to keep your kitchen neat and tidy.

## DRAWERS



Individual full and half rail drawers

**Polytec** manufacture drawer banks in a range of styles to suit the profile of your doors. For a traditional look choose individual drawers to enhance the crafted look of each panel. For the more contemporary integrated look choose a drawer bank style that matches the adjoining doors.




Drawer Bank




Individual half rail drawers




# GLOSS



Ultra White



Classic White




Alabaster




New Antique White




Antique




Camembert



Porcelain



Malt




Café Cream



Cappuccino



Mountain Pepper



Snowgum



Murchison Pear



New Nepean Beech



Avon Beech



Warrego Pear



Oxley Walnut




New Barron Alder




Noosa Cherry


# MATT



Ultra White



Classic White




Alabaster




Antique




Café Cream




Cappuccino



Porcelain



Malt



Snowgum



Mountain Pepper



Noosa Cherry



Oxley Walnut



Murchison Pear



New Nepean Beech



Avon Beech



Warrego Pear




Kiewa Cherry




New Barron Alder


## TEXTURE



Ultra White




Designer White




Classic White




Alabaster




Parchment




Porcelain




New Antique White



Antique



Camembert




Light Beige




Café Cream



Malt



Sage



Snowgum



Caraway



Cappuccino



Mountain Pepper




Merlot

## SPECIAL GLOSS



Silver Metallic



Gunship Metallic



Onyx Fineline



Plantation Zebrano



Chocolate



Cobalt Metallic

## ASHGRAIN



Classic White



Antique

The colours and details shown in this brochure are to the highest standards in printing. However, they should only be used as an indication of actual product colour. To order a colour sample visit [www.polytec.com.au](http://www.polytec.com.au)



**THERMOLAMINATED** Lismore vinyl doors in Classic White Matt  
**MELAMINE** doors in Carbon Micro Matt  
**LAMINATE** bench top in Iron Stone Matt



**THERMOLAMINATED** Lismore vinyl doors in Classic White Matt  
**MELAMINE** doors in Carbon Micro Matt  
**LAMINATE** bench top in Iron Stone Matt





**polytec**

p 1300 300 547 f 1300 320 547 [www.polytec.com.au](http://www.polytec.com.au)

COVER THERMOLAMINATED Argentina vinyl doors in Mountain Pepper Gloss

BACK COVER THERMOLAMINATED Guilford vinyl doors in Snowgum Gloss, MELAMINE doors in Tuross Oak Matt

Our sincere thanks goes to the following suppliers for their support in providing polytec with access to their range of quality products during the development of this brochure. ILVE ([www.ilve.com.au](http://www.ilve.com.au)), CaesarStone ([www.caesarstone.com.au](http://www.caesarstone.com.au)), Omega Smeg ([www.omegasmeg.com.au](http://www.omegasmeg.com.au)), Oliveri ([www.oliveri.com.au](http://www.oliveri.com.au)), Rovert Lighting & Electrical ([www.rovert.com.au](http://www.rovert.com.au)), Zip (email: [sales@zipheaters.com](mailto:sales@zipheaters.com)), Blum Australia Pty. Ltd. ([www.blum.com.au](http://www.blum.com.au)), Earp Bros Tiles & Bathrooms ([www.earp.com.au](http://www.earp.com.au)), Italpro (email: [sales@italpro.com.au](mailto:sales@italpro.com.au)), Domayne ([www.domayne.com.au](http://www.domayne.com.au)), Freedom ([www.freedom.com.au](http://www.freedom.com.au)), Silkstone Collection ([www.silkstonecollection.com.au](http://www.silkstonecollection.com.au)).